

Implementation Drivers Assessment



Learning how to implement the Implementation Drivers Assessment (IDA-TP) with your service delivery agencies

January 17 & 24, 2020
10:00am – 11:30am

Learning Objectives

- Learn to administer the IDA-TP (Day 1)
- Learn to facilitate action planning with the results from the IDA-TP (Day 2)

Objectives





What are your questions?

- When people vote differently, how to facilitate the conversation and say the right thing to get everyone on the same page
- 0-1-2 – scale – is there a way to use a card system – before you flip them over – anonymous? Keep people looking at the “other people’s vote”
- How to get the buy-in from the agency – understand the value of the IDA – and get the buy-in – don’t make it feel like a compliance
- How do we tailor it to the needs of the agency?



What is the Implementation Drivers Assessment (IDA-TP)?


- Measures the resources and abilities of organizations that are needed to develop, improve, or sustain the use of an evidence-based program, policy, or practice.

For more information:

<https://hml.fpg.unc.edu/Player/40259085>

<https://hml.fpg.unc.edu/Player/78520473>

How is the IDA-TP different than the Community Capacity Assessment (CCA-TP)?



IDA-TP	CCA-TP
<ul style="list-style-type: none">• for the service delivery agency (SDA)	<ul style="list-style-type: none">• lead implementing agency (LIA).
<ul style="list-style-type: none">• has 8 individual indices	<ul style="list-style-type: none">• 11 indices


Why is it important to use a tool like the IDA-TP?

- Provides a roadmap for navigating the different stages or phases of the implementation process.
- Helps to identify which structures and practices are in place,
- Help promote the practitioners' delivery of Triple P (or another evidence-based intervention) as intended.

What are the different ways you can use the IDA-TP with the service delivery agencies?

- **Administer the entire** IDA-TP with leaders from a service delivery agency (SDA).
- **Pick 1 or more sections** of the IDA-TP to administer with leaders from a SDA.
- **Use as a discussion tool** with a leaders from a SDA.
- **Pick 1 or more sections** of the IDA-TP to discuss with leaders from a SDA.

How can the results of the IDA-TP be useful to service delivery agencies?



- Action planning!
- Check in on changes over time!
- To develop goals and strategies!
- To identify areas of strength or development!

Name the Indices and Describe them briefly

Agency Implementation
Capacity

Recruitment & Selection

Training

Coaching

Fidelity Assessment

Decision-Support Data
Systems

Facilitative Administration

Systems Intervention


Index	Description
Agency Implementation Capacity (AIC)	The agency has formally and sustainably organized and aligned leadership and team-based staff support with the authority, capacity, and abilities to coordinate and support day-to-day Triple P implementation activities within the agency.
Recruitment & Selection (R&S)	The agency uses best practices for the recruitment and/or selection of practitioners to deliver Triple P to the agency's target population.
Training (T)	The agency uses best practices for training Triple P practitioners to deliver Triple P to the agency's target population.
Coaching (C)	The agency uses best practices for coaching Triple P practitioners as they deliver Triple P interventions to children and families.
Fidelity Assessment (FID)	The agency uses best practices for assessing whether or not core Triple P components are delivered as intended by Triple P practitioners to children and families.
Decision-Support Data System	The agency uses best practices to gather, use, and share implementation and intervention data for decision-making to improve the implementation of Triple P within the agency.
Facilitative Administration (FAC)	The agency uses best practices to solicit, document, and use information about agency policy and practice facilitators and barriers to improve the implementation of Triple P within the agency.
Systems Intervention (SI)	The agency uses best practices to solicit, document, and use information about Triple P successes and larger systems needs to improve and sustain the implementation of Triple P within the agency. Additionally, the agency participates in key Triple P system activities, including the Triple P Stay Positive media campaign and community referral networks.



**KEEP
CALM
AND
ROLEPLAY
ALL DAY**




Role Play



- Each room will have 1 Coach, ~4 additional participants
- Each participant will take turns facilitating the IDA-TP and playing a member of the Service Delivery Agency Implementation Team.
- Each participant will have the opportunity to practice administering different indices within the IDA-TP with different scenarios
- Following each role play, the team will debrief and switch roles


Key Points to Remember from Day 1



- Facilitating the conversation – easier than I expected – gauging where the agency is; disagreement w/ voting and how to create the consensus –
- Role play was useful – see what it would be like – set roles/scenarios – situations are common
- More comfortable as we practiced – felt better
- From the slides – facilitation is flexible – and more of a discussion if useful – function over form
- Role play answering the questions that might come and situations see – don't know how to answer it.


Key Points to Remember from Day 1 -

Coaching



- More time – to practice – to think through each LIA how to apply it, how to use it, how to tailor it to make it a useful experience for everyone
- Used some time talking through how to communicate with the SDA about the IDA-TP participating and administration - buy-in – what would the conversation look like around “buy-in”
- More time to tailor to the need of the LIA participant –
- More practice more practice
- **Next Week:**
 - Role – Play.
 - Buy-in and completing the IDA – value
 - Follow up action planning and how to do and what to do

Process Check





See You

Soon

Friday, January 24, 2020

10:00am – 11:30am

Same Zoom Link & #